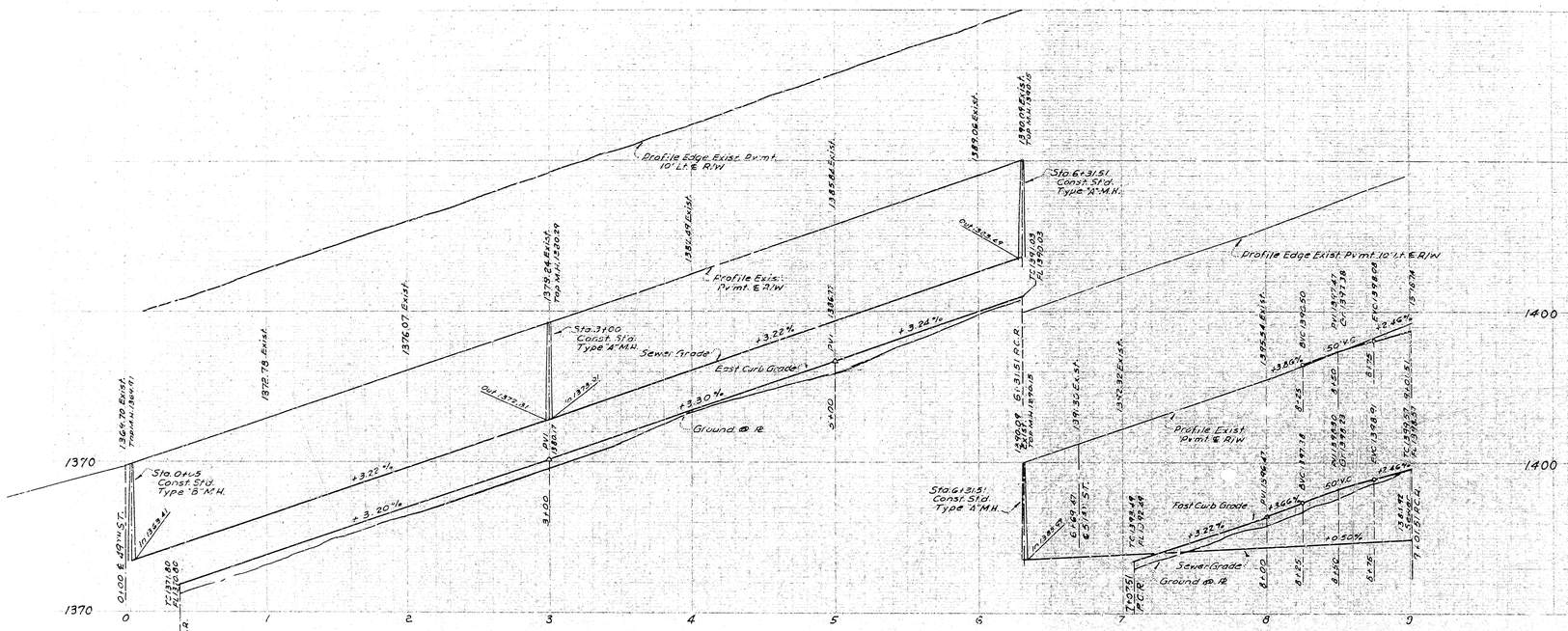

SCALE OF PROFILE
HORIZ. 1" = 40'
VERT. 1" = 4'

VS BERM DETAIL

NOTE
For Details North Of Sta. 9+01.51
See Sheet No.1 Improvement Plans
Tract No. 6064

SCALE 1" = 40'

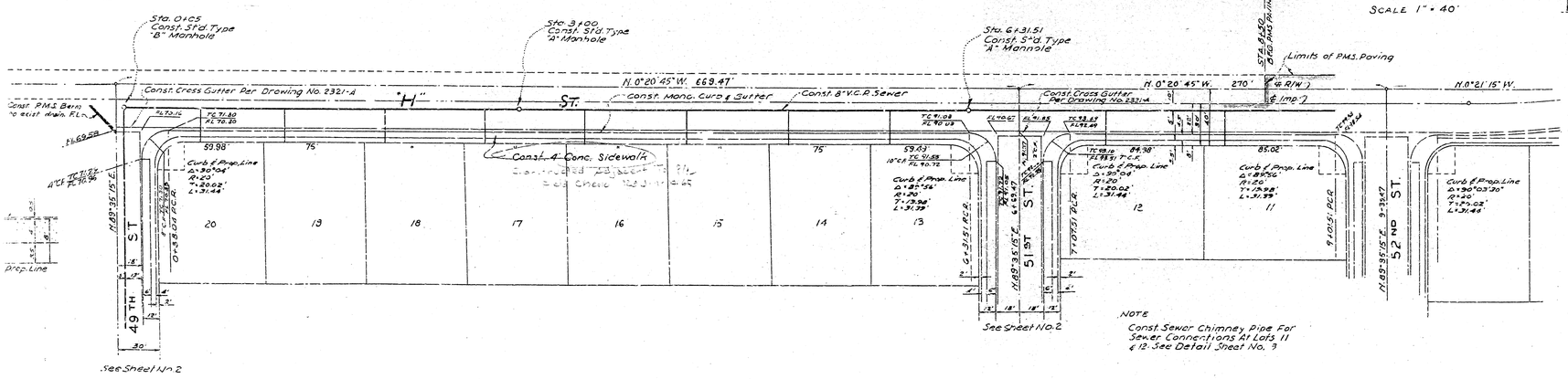

NOTE
Const. Sewer Chimney Pipe For Sewer Connections At Lots 11 & 12. See Detail Sheet No. 3

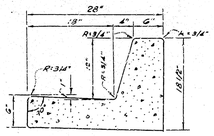

CURB SECTION
"H" ST.
Scale 1" = 1'

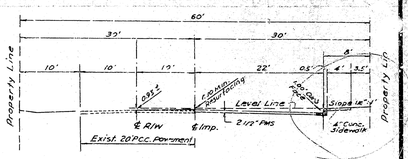

TYPICAL SECTION "H" ST.
49TH ST. TO HILL DRIVE
SIDEWALK LOCATION DRAWING 2321-B, CASE "B"

NOTES:

All work embodied on these plans shall be done in conformity with applicable provisions of Specifications No. 2271

2. 8"x4" Wyes with connecting sewer to be constructed as shown on Plan thus ⊥

3. All Vitrified Clay Pipe house connections shall be constructed on an upward grade of 2 per cent from Main Sewer and shall extend from the Main Sewer to the Property Line.

4. All house connections are approximate and exact locations shall be determined in the field.

5. Manhole Frames and covers to be constructed by Sewer Contractor 6" below Official Grade shown, and upon completion of paving the paving Contractor shall adjust manhole frames and covers to said Official Grade.

All Standard Cross Sections of Curb, Gutter and Pavement are as per City of San Bernardino, Department of Engineering Std. Drawings No. 2321.

7. Bench Mark: "X" on curb return S.E. Cor. 49th St. and Mayfield Ave. Elev. 1342.58 M.S.L.

Don B. Miller
Don B. Miller R.E. 4750

DEPARTMENT OF ENGINEERING
CITY OF SAN BERNARDINO

IMPROVEMENT PLANS

TRACT 5228

TITLE BY CAMPBELL & MILLER
DATE February 18, 1940
Ronald E. Wisford
ENGR. 9819

2754

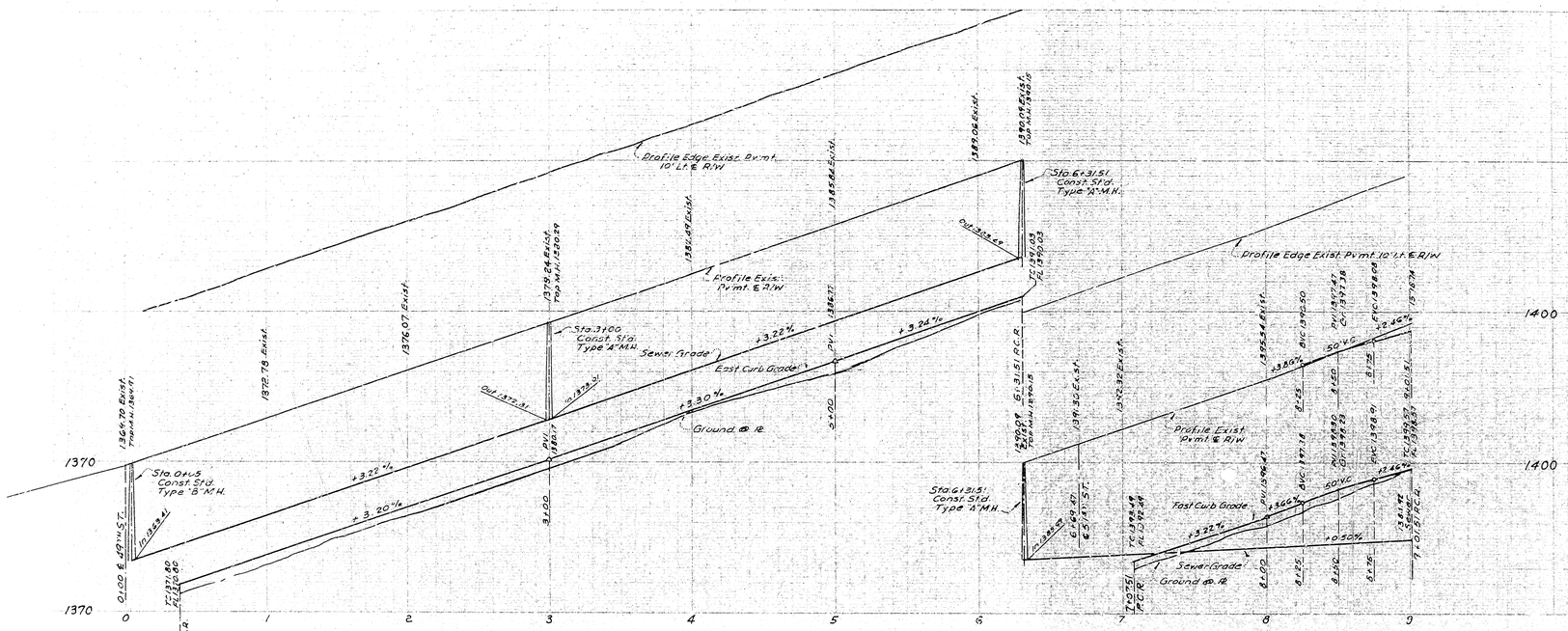

SCALE OF PROFILE
HORIZ. 1" = 40'
VERT. 1" = 4'

VS BERM DETAIL

NOTE
For Details North Of Sta. 9+01.51
See Sheet No.1 Improvement Plans
Tract No. 6064

SCALE 1" = 40'

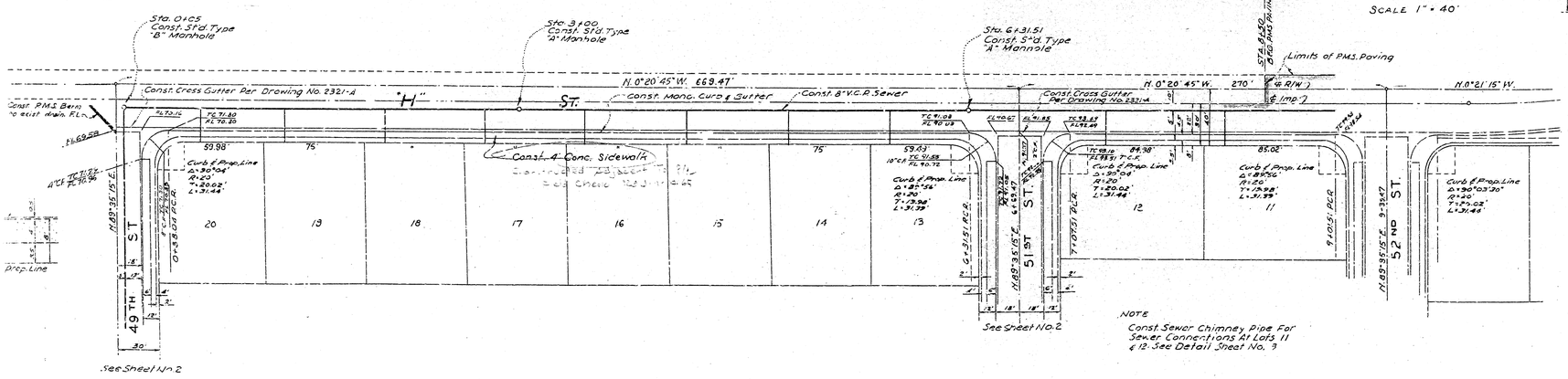

NOTE
Const. Sewer Chimney Pipe For Sewer Connections At Lots 11 & 12. See Detail Sheet No. 3

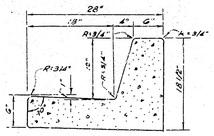

CURB SECTION
"H" ST.
Scale 1" = 1'

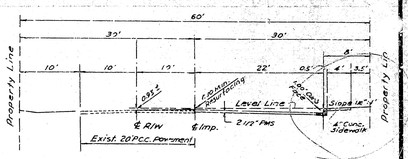

TYPICAL SECTION "H" ST.
49TH ST. TO HILL DRIVE
SIDEWALK LOCATION DRAWING 2321-B, CASE "B"

NOTES:

All work embodied on these plans shall be done in conformity with applicable provisions of Specifications No. 2271

2. 8"x4" Wyes with connecting sewer to be constructed as shown on Plan thus ⊥

3. All Vitrified Clay Pipe house connections shall be constructed on an upward grade of 2 per cent from Main Sewer and shall extend from the Main Sewer to the Property Line.

4. All house connections are approximate and exact locations shall be determined in the field.

5. Manhole Frames and covers to be constructed by Sewer Contractor 6" below Official Grade shown, and upon completion of paving the paving Contractor shall adjust manhole frames and covers to said Official Grade.

All Standard Cross Sections of Curb, Gutter and Pavement are as per City of San Bernardino, Department of Engineering Std. Drawings No. 2321.

7. Bench Mark: "X" on curb return S.E. Cor. 49th St. and Mayfield Ave. Elev. 1342.58 M.S.L.

Don B. Miller
Don B. Miller R.E. 4750

DEPARTMENT OF ENGINEERING
CITY OF SAN BERNARDINO

IMPROVEMENT PLANS

TRACT 5228

TITLE BY CAMPBELL & MILLER
DATE February 18, 1940
Ronald E. Wisford
ENGR. 9819

2754